

WELCOME

OC Waste Management Commission Meeting

June 11, 2026

- **Public comments are welcome at the beginning of the meeting.**
- **The meeting audio is being recorded.**



Pledge of Allegiance

Roll Call

Public Comments

Chair Report

Directors Report, Tom Koutroulis






Compost Caravan at FRB



Hop on board the
COMPOST CARAVAN


June 4, 2026
8:30 am - 3:30 pm
Irvine, California

We're stopping at:
James A. Musick Facility Compost Application Demonstration
UC ANR South Coast Research and Extension Center (REC) Tour
OC Waste and Recycling's Compost Facility Tour



 Association of County Producers
 People, Food & Land Foundation
Nourishing Land. Empowering Communities

 OC Waste & Recycling |  UNIVERSITY OF CALIFORNIA
Agriculture and Natural Resources



Agenda Item 1

**Minutes of Waste Management Commission/Local Task Force,
March 12, 2026**

Agenda Item 2

Waste Infrastructure System Enterprise (WISE) Agreement

Agenda Item 3

Legislative & Regulatory Report/Update

2026 Legislation Cycle Timeline:

- June 15: Budget Bills must be passed by Midnight
- Aug. 21: Last day to amend on the floor
- Aug. 31: Last day for each house to pass bills
- Sep. 30: Last day for Governor to Sign or Veto bills



→ **Total Bills Tracked: 37**

- ▶ 10 bills have died through the legislative process.
 - AB 2226 Reusable Grocery Bags
 - AB 2245 Lubricant Waste Producer Responsibility
 - AB 2462 Unsafe Products: Disposal: Penalties
- ▶ 27 are still active.

→ **Four Board of Supervisors Supporting Bills Reintroduced from 2025**

***AB 643 Climate Change: Short-lived Climate Pollutants: Organic Waste Reduction
(OC Board of Supervisors Support)***

- ➔ This bill would authorize a local jurisdiction to include organic material used as a beneficial agricultural amendment towards its recovered organic waste procurement target if the material is processed at a facility authorized by the department using specified approved technologies, and if the material is licensed for end use as an agricultural fertilizer by the Department of Food and Agriculture.

SB 1371 Solid Waste Handling Service: Labor Dispute

- ➔ This bill would prohibit any franchise contracts, licenses, or permits for solid waste handling services, entered into or substantially amended, by a local agency on or after January 1, 2027, from including a force majeure provision that excuses or suspends the service provider's obligation to perform under the franchise contract, license, or permit in the event of a work stoppage arising out of or in connection with a labor dispute.
- ➔ The bill would also provide that any force majeure provision in a franchise contract, license, or permit for solid waste handling services that excuses or suspends performance due to a work stoppage arising out of or in connection with a labor dispute is void and unenforceable, regardless of the date on which the contract, license, or permit was entered into.
- ➔ Bill would impose a state-mandated local program.

AB 762 Disposable, Battery-Embedded Vapor Inhalation Device: Prohibition

(OC Board of Supervisors Support)

- This bill would prohibit, beginning January 1, 2027, a person from importing or manufacturing for sale in this state a new or refurbished disposable, battery-embedded vapor inhalation device, and, beginning January 1, 2028, a person from selling, distributing, or offering for sale a new or refurbished disposable, battery-embedded vapor inhalation device in this state.
- The bill would define a “disposable, battery-embedded vapor inhalation device” to mean a vaporization device that is not designed or intended to be reused.

AB 2667 Vape products: household hazardous waste: Advertising

- This bill would require, until January 1, 2030, the department to evaluate opportunities to increase safety and convenience related to the management and disposal of vape pens confiscated from students by a school, as provided, and identify any recommendations that require future legislative action.
- The bill would authorize a permanent household hazardous waste collection facility to mechanically disassemble vape pens and devices in a manner that does not result in the unauthorized release of hazardous materials.

SB 501 Responsible Battery Recycling Act of 2022: Covered Batteries

(OC Board of Supervisors Support)

- This bill would revise the description of a loose battery, for purposes of the definition of a covered battery, by providing that a key, application, or other locking device provided to the consumer by the producer of the product or battery that is warranted by the producer of the product or battery to serve solely to prevent theft of the battery or tampering by persons other than the consumer and not to inhibit the consumer's ability to remove, replace, or recycle the battery would not prevent a battery from being considered designed to be easily removed from a product by the user of the product with no more than common household tools.
- The bill would instead exclude from the definition of a covered battery a primary battery weighing over 25 pounds and any rechargeable battery weighing over 25 pounds, regardless of the watt-hour rating.

Questions?



Agenda Item 4

Countywide Consolidated Waste Management Plan Review Update



Regional Recycling and Edible Food Recovery (RREFR) Grant Program

Expanding Edible Food Recovery Countywide



Grant Update

- Grant Application Deadline Extended to May 15
- Received total of 19 grant applications
- 2 WMC commissioners as lead evaluators
- Currently in the interview phase

Next Steps

Activity	Date
Interview Phase	MID-JUNE 2026
Award Notification and Formal Agreement	JULY 2026
Board of Supervisors Meeting to Approve Agreements	SEPTEMBER 2026
Disbursement of Advanced Funds	FY 26-27, Q2
Grant Term Ends	SEPTEMBER 2031

Countywide Integrated Waste Management Plan Update

- CWIMP was submitted to CalRecycle January 23, 2026.
- CalRecycle Staff reviewed and found that the requirements have been satisfied and agrees with the findings that a revision are not necessary and recommended approval of the County's Five-Year CIWMP Review Report on March 2, 2026.
- CalRecycle Deputy Director approved the County's Five-Year CIWMP Review Report on March 30, 2026.
- Next CWIMP 5-Year Review will be due in 2031.

Agenda Item 5
Regional Recycling Edible Food Recovery Grant Ad
Hoc Committee Update

Agenda Item 6


Cal/OSHA Voluntary Protection Program

OCWR's Journey to Cal/OSHA's Voluntary Protection Program

Safety Culture
Heather Davis
Rev 4/2026




- The concept of VPP was developed in California during construction of San Onofre nuclear power plant in 1970s.
- The California Building Trade Council, the National Constructors Association and Cal/OSHA worked together to develop the program in an effort to prevent injuries and illnesses.



- This program was initially named Cooperative Self Inspection Program.
- After completion of the project, the result was striking.
- The program was later adopted by Federal OSHA and was renamed as Voluntary Protection Program in 1982.



“VPP is an employee owned – management supported, highly engaging safety and health management program that leads to improvements in injury/illness rates, employee engagement and morale, reliability and product quality.”





- ➔ Improvement in employee morale and motivation to work safely
- ➔ VPP sites generally experience 50 -70% fewer lost work-day injuries than an average site of the same size.
- ➔ VPP worksites are exempt from OSHA programmed compliance inspections.
- ➔ Provides a confidential, non-punitive and cost-effective audit from a true third party (Cal-OSHA) of sites safety & health programs.
 - ▶ Enforcement and Compliance vs. Consultation

→ 63 total Cal/VPP STAR Sites

▶ Only ~~3~~ 4 are government or public agencies:

1. Orange County Sanitation District Plant No. 1
2. Eastern Municipal Water District Administration & Support
3. Eastern Municipal Water District Water Operations, Production, and Treatment Division (6 locations)
4. **Prima Deshecha Landfill!**

→ Average of 1 -4 years to achieve Cal/VPP Star Award



PRESS RELEASE

10844 Ellis Avenue | Fountain Valley, CA | www.ocsan.gov

FOR IMMEDIATE RELEASE


December 19, 2023

Contact: **Jennifer Cabral**, Public Affairs Office | 714.593.7581 | jcabral@ocsan.gov

OC San Receives Cal/VPP STAR Certification

Fountain Valley, CA - The Orange County Sanitation District (OC San) is excited to announce that we are the proud recipient of the Cal/VPP STAR certification under the State of California Occupational Safety and Health Administration (Cal/OSHA's) Voluntary Protection Program (VPP).

OC San has been striving to receive this certification for several years and underwent comprehensive annual audits to qualify for the program. OC San not only received this recognition, but due to our diligence we have earned STAR status, which is the highest level an organization can receive. The program is one of several Cal/OSHA cooperative programs that encourage private and public sector efforts to improve occupational safety and health. Through VPP, Cal/OSHA recognizes workplaces with excellent safety and health management systems and promotes them as model workplaces.



EMWD Earns Cal/VPP STAR Site Certification



Eastern Municipal Water District (EMWD) is proud to be a national leader in workplace safety and is committed to a culture of accountability to protect our staff, contractors, and communities in everything we do.

EMWD is a member of the California Occupational Safety and Health Administration's (Cal/OSHA) Voluntary Protection Program (VPP) earning recognition as a STAR site. Under this program, EMWD undergoes rigorous triennial recertification to establish its commitment toward continuous improvement and best practices for workplace safety. EMWD first earned the Cal/VPP STAR designation in 1999 and has continually held that honor.

- ➔ Applicants are required to establish mentorship with an approved Cal/VPP site(s) and attend Cal/VPP seminars, workshops and/or Voluntary Protection Program Participants' (VPPPA) conferences.



→ Paper application

→ 7 Categories

1. General Information
2. Management Commitment and Planning
3. Work-Site Analysis
4. Hazard Prevention and Control
5. Safety and Health Training
6. Employee Involvement
7. Statement of Commitment

- The review will include:
 - ▶ Verification of the information supplied in the application
 - ▶ Identify strengths and weaknesses of the site safety and health program
 - ▶ Determine whether the safety and health program adequately addresses potential hazards of the site



- Certificates of approval and flags.
- Approved Cal/VPP sites may also choose to use program logos on such items as letterheads, award items for employee contests or other approved safety and health related promotions.
- Annual reporting
- Triennial re-evaluations



- OCWR began journey in 2017
 - ▶ Gap Analysis performed by Consultant
 - Standard Operating Procedures
 - Near Miss Reporting System
 - Employee Driven Safety Committee
 - Safety Performance Observation Talk (S.P.O.T.) Checks
 - Safety Program and Training
 - Lockout Tagout
 - Confined Space Awareness
 - Bloodborne Pathogens
 - Root Cause Analyses
 - Expanding Safety Culture Division




- ➔ Mentorship established summer 2024
- ➔ Manuel Jimenez from Sherwin Williams
 - ▶ Performed mock evaluation
 - ▶ Observing reevaluation in May
- ➔ John Frattali from Orange County Sanitation District
 - ▶ Tour of Plant 1



DocuSign Envelope ID: 55B4346A-0246-42CD-92C5-011C073930D0

Thomas D. Koutroulis, Director
601 N. Ross Street, 5th Floor
Santa Ana, CA 92701
www.ocandfills.com
Telephone: (714) 834-4000
Fax: (714) 834-4183


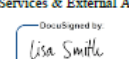
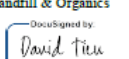


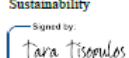





Management Commitment to Environmental Health & Safety

At OC Waste & Recycling safety is more than a priority, it is a core value. The safety of every person within this organization is critical to effectively delivering on our mission: *to provide waste management services, protect the environment, and promote recycling to ensure a safe and healthy community for current and future generations.* Therefore, as a management team we commit to:

- Hold employee safety integral to everything we do.
- Embrace continual improvement and to protect employees.
- Communicate openly, granting employees reasonable access to top management, and engaging in regular discussions about safety risks and controls.
- Establish safety goals and objectives and evaluate performance by leading indicators.
- Provide resources (personnel, funding, equipment, education, training & time) to achieve goals and promptly address hazards in a manner commensurate to risk.
- Assign responsibility and delegate authority to those performing safety duties.
- Hold contractors accountable for meeting local, state, and federal safety standards.
- Protect employees from discriminatory actions resulting from performing assigned safety duties or reporting concerns.
- Lead by example: follow safety rules, wear required PPE, report near misses, hazards, injuries or illnesses, and attend safety meetings as expected of employees.

We, the undersigned, respectfully submit this statement of management commitment to Environmental Health & Safety in support of OCWR's efforts toward the Cal/Voluntary Protection Program to provide the best possible protection of employees, customers, and contractors.

<p>Tom Koutroulis Director</p> <p>DocuSigned by:  1001357E4B2E44E</p>	<p>Lisa Smith Deputy Director Business Services & External Affairs</p> <p>DocuSigned by:  74F9C7F82974D05</p>	<p>David Tieu Deputy Director Central Region Landfill & Organics</p> <p>DocuSigned by:  9E230BAE5064F4</p>
<p>Hany Ahmed Deputy Director South Region Landfill & Operational Consistency</p> <p>DocuSigned by:  0E3228F193CA445</p>	<p>Jorge Hernandez Deputy Director North Region Landfill & MRF</p> <p>Signed by:  57E0E821E007494</p>	<p>Tara Tisopoulos Deputy Director Environmental Regulatory Compliance & Sustainability</p> <p>Signed by:  5AAB26C308BE456</p>
<p>Jeff Southern Deputy Director Safety Culture & Workforce Development</p> <p>DocuSigned by:  07E08F72DEC427</p>	<p>Julian Sabri Deputy Director Compliance Support & Landfill Technology Regulatory Compliance</p> <p>DocuSigned by:  A4D5E4E4B71415</p>	



ocgov.com

HAZARDOUS WASTE LANDFILLS REPORT A CONCERN COMPOST & MULCH LEARN EVENTS

VPP ROAD SHOW TRAVELS TO OC LANDFILLS

The California Voluntary Protection Program (Cal/VPP) is a program run by the California Division of Occupational Safety and Health (Cal/OSHA). It recognizes employers who have implemented effective health and safety management systems in the workplace. VPP is an employee owned - management supported, highly engaging safety and health management program that leads to improvements in injury/illness rates, employee engagement and morale, reliability and product quality. Overall, Cal/VPP encourages continuous improvement in workplace safety practices and acknowledges those who maintain a proactive and effective approach to occupational health and safety.



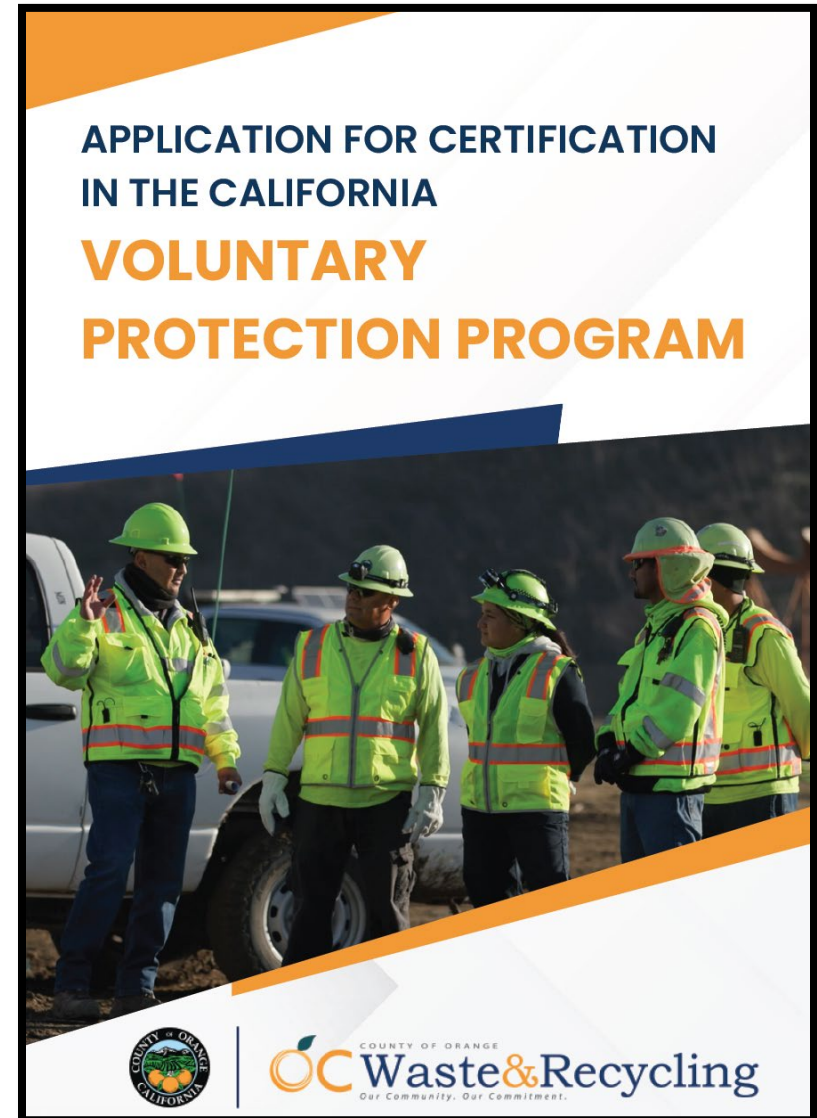
- **Networking**
- **Seminars**
- **Workshops**
- **Exhibit Hall**



→ Gap analysis

- ▶ Performed December 2024
- ▶ Results February 2025
- ▶ 19 findings
 - Communication
 - Programs
 - Systems/Tools
 - Metrics
 - Training

→ App submitted May 30, 2025



- August 11 – 14th
- Cal/OSHA Team
 - ▶ 3 Cal/OSHA VPP Consultants
 - ▶ 1 Special Team Member
- OCWR
 - ▶ 9 Subject Matter Experts
 - ▶ 25% of staff interviewed
- 77 findings - 90 days
 - ▶ Weekly progress meetings
- Follow Up Visit
 - ▶ December 17th







- Root Cause Analyses/Incident Investigation
- Management of Change
- Contractor Safety
- Robust Industrial Hygiene Monitoring
 - ▶ Annual Monitoring Plan
 - ▶ Agency equipment
 - ▶ Training provided by CEO Risk (Kevin Pegg)
- Much, much more!

Thank You



Commissioners Comments

2026 Meeting Dates

June 11, 2026
September 17, 2026*
December 10, 2026

* Please note this meeting falls outside the regular second-Thursday meeting schedule

Meeting Adjourned

Thank you for your participation.



OC Waste & Recycling's FY 25/26 Financial Report by Trang Doan - Section Manager, Financial Services

This report presents the financial status of OC Waste & Recycling for the third quarter of FY 25/26 (January - March 2026). The report includes financial information on tonnage, expenditures, revenues, and cash balances.

System Tonnage

Total OC Waste & Recycling system tonnage received during the third quarter of FY 25/26 was 994,462 tons, consisting of 874,432 in-county tonnage and 120,030 importation tonnage. By landfill site, third-quarter tonnage was as follows:

Olinda Alpha Landfill

In-county tonnage 241,587 (27.6% of total in-county tonnage)
Importation tonnage 21 (~ 0.0% of total importation tonnage)

Frank R. Bowerman Landfill

In-county tonnage 487,007 (55.7% of total in-county tonnage)
Importation tonnage 53,904 (44.9% of total importation tonnage)

Prima Deshecha Landfill

In-county tonnage 145,838 (16.7% of total in-county tonnage)
Importation tonnage 66,105 (55.1% of total importation tonnage)

Revenues

As of the third quarter of FY 25/26, revenue recorded in OC Waste & Recycling's Enterprise/Operating (Fund 299) was \$ 117,662,531 or 58.9% of the modified revenue budget of \$199,631,105.

Revenue recorded in OC Waste & Recycling's Capital Project Fund (Fund 273), mostly interest revenue, was \$2,704,149 or 90.1% the modified revenue budget of \$3,000,000.

Revenue recorded in OC Waste & Recycling's Importation Net Revenue Sharing Fund (Fund 295) was \$21,647,573 or 58.1% of the modified revenue budget of \$37,283,000.

Sources of revenue received in the third quarter of FY 25/26 included:

- \$118,789,088 Tonnage Revenue (83.6% of total revenue received)
- \$11,167,765 Interest Revenue (7.9% of total revenue received)
- \$7,234,030 AB939 Surcharge Revenue (5.1% of total revenue received)
- \$2,552,751 Other Revenues (1.8% of total revenue received)
- \$2,270,619 Leases & Royalties (1.6% of total revenue received)

Expenditures

As of the third quarter of FY 25/26, expenditures and encumbrances recorded in OC Waste & Recycling's Enterprise/Operating (Fund 299) totaled \$121,672,368, or approximately 40.2% of the modified expense budget of \$302,817,745.

As of the third quarter of FY 25/26, expenditures and encumbrances recorded in OC Waste & Recycling's Capital Project Fund (Fund 273) totaled \$10,566,269 or 16.2% of the modified expense budget of \$65,385,535.

As of the third quarter of FY 25/26, expenditures and encumbrances recorded in OC Waste & Recycling's Importation Fund (Fund 295) totaled \$723,128 or 1.9% of the modified expense budget of \$37,283,000.

As of the third quarter of FY 25/26, OC Waste & Recycling's major categories of expenditures were:

- \$68,929,204 Services & Supplies (51.1% of total expenditures)
- \$35,605,595 Salaries & Employee Benefits (26.4% of total expenditures)
- \$10,543,055 Capital Projects (7.8% of total expenditures)
- \$9,308,562 Equipment (6.9% of total expenditures)
- \$7,197,398 Taxes, Fees, Assessments (5.3% of total expenditures)
- \$1,979,964 Post-Closure Maintenance (1.5% of total expenditures)
- \$1,377,951 AB 939 Surcharge Program (1.0% of total expenditures)

Cash Balance and Reserves

As of March 31, 2026, the OC Waste & Recycling's Enterprise/Operating Fund 299 had a total cash balance of \$265,418,321, including earmarked and operating reserve cash.

As of March 31, 2026, the OC Waste & Recycling's Enterprise/Operating Fund 299 had an available (un-earmarked) reserves balance of \$13,895,405.

Should you have any questions or would like additional information, please contact Trang Doan, OC Waste & Recycling Financial Services Manager at (714) 834-4149.

Attachments

1. FY 2025/2026 Tonnage, Revenue, and Expenditures Summary – As of March 31, 2026
2. FY 2025/2026 Revenue Budget to Actuals – As of March 31, 2026
3. FY 2025/2026 Expenditure Budget to Actuals – As of March 31, 2026
4. Cash Balances – FY 2019/2020 to FY 2025/2026 (As of March 31, 2026)

OC WASTE & RECYCLING

FY 2025/2026 Tonnage, Revenue and Expenditures Summary As of March 31, 2026

	FY 25/26 Adopted Budget	FY 25/26 Modified Budget	FY 25/26 YTD Actuals (As of 3/31/26)	% of Modified Budget
System-Wide Tonnage				
<i>In-County Tonnage</i>	3,343,282	3,343,282	2,617,067	78.3%
<i>Importation Tonnage</i>	500,000	500,000	366,868	73.4%
<i>Total System-Wide Tonnage</i>	3,843,282	3,843,282	2,983,935	77.6%
Enterprise/Operating (Fund 299)				
<i>Revenues</i> ^[1]	\$ 199,631,105	\$ 199,631,105	\$ 117,662,531	58.9%
<i>Expenditures</i>	\$ 262,420,293	\$ 302,817,745	\$ 121,672,368	40.2%
Capital Projects (Fund 273)				
<i>Revenues</i>	\$ 3,000,000	\$ 3,000,000	\$ 2,704,149	90.1%
<i>Expenditures</i> ^[2]	\$ 58,877,804	\$ 65,385,535	\$ 10,566,269	16.2%
Importation (Fund 295)				
<i>Revenues</i> ^[3]	\$ 37,283,000	\$ 37,283,000	\$ 21,647,573	58.1%
<i>Expenditures</i> ^[4]	\$ 37,283,000	\$ 37,283,000	\$ 723,128	1.9%

[1] Fund 299 In-County tonnage revenues are low due to billing is in arrears. Tonnage revenues are recorded through January 2026.

[2] Fund 273 actual expenditures are low due to the deferral of major capital projects.

[3] Fund 295 Importation's tonnage revenues are low due to billing is in arrears. Tonnage revenues are recorded through January 2026.

[4] Fund 295 Importation's actual expenditures to-date are primarily for the tonnage's integrated waste management fees to State and host fees to cities. Expenditures for revenue sharing distribution is scheduled at year-end and paid in the following year.

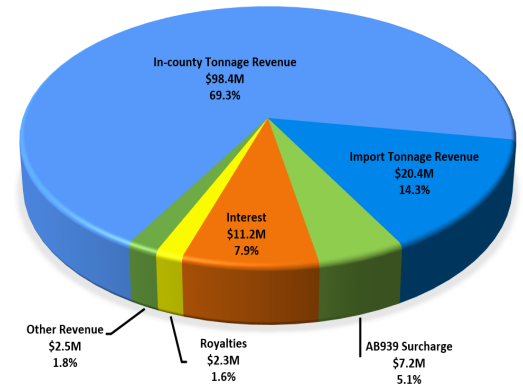
OC WASTE & RECYCLING FY 2025/26 Revenue Budget to Actuals As of March 31, 2026

	FY 25/26 Adopted Budget	FY 25/26 Modified Budget	FY 25/26 YTD Actuals (As of 3/31/26)	% of Modified Budget
Tonnage Revenue	\$ 183,825,000	\$ 183,825,000	\$ 118,789,088	64.6%
AB 939 Surcharge Revenue	\$ 9,589,000	\$ 9,589,000	\$ 7,234,030	75.4%
Interest Income	\$ 15,883,000	\$ 15,883,000	\$ 11,167,765	70.3%
Leases & Royalties	\$ 4,653,034	\$ 4,653,034	\$ 2,270,619	48.8%
Other Revenues ^[1]	\$ 2,138,071	\$ 2,138,071	\$ 2,552,751	119.4%
Revenue before Transfers	\$ 216,088,105	\$ 216,088,105	\$ 142,014,253	65.7%
Internal Transfer ^[2]	\$ 23,826,000	\$ 23,826,000	\$ -	0.0%
Transfers-in from Other Funds	\$ -	\$ -	\$ -	0.0%
Total Revenue	\$ 239,914,105	\$ 239,914,105	\$ 142,014,253	59.2%

[1] Other Revenues includes: Licenses, Permits & Franchises, Forfeitures & Penalties, Sale of Surplus Assets, Soil Charges, Recycling Proceeds, Grants, and other Miscellaneous Revenues.

[2] Internal Transfers are for the portion of importation revenue sharing to OCWR Operating Fund 299.

**3rd Quarter FY 2025/26
Operating Revenues**



OC WASTE & RECYCLING

FY 2025/26 Expenditure Budget to Actuals

As of March 31, 2026

Expenditure Category	FY 25/26 Adopted Budget	FY 25/26 Modified Budget	FY 25/26 YTD Actuals (As of 3/31/26)	% of Modified Budget
Services & Supplies	\$ 123,504,940	\$ 127,546,540	\$ 68,929,204	54.0%
Capital Projects ^[1]	\$ 43,030,000	\$ 49,537,731	\$ 10,543,055	21.3%
Salaries & Employee Benefits	\$ 49,221,003	\$ 49,221,003	\$ 35,605,595	72.3%
Taxes, Fees, Assessments & Leases	\$ 14,385,350	\$ 14,285,750	\$ 7,197,398	50.4%
Equipment	\$ 14,550,000	\$ 14,550,000	\$ 9,308,562	64.0%
AB 939 Surcharge Program Expenditures	\$ 2,266,000	\$ 2,266,000	\$ 1,377,951	60.8%
Net Importation Revenue Sharing to Cities and County ^[2]	\$ 10,500,000	\$ 10,500,000	\$ -	0.0%
Total before Contingency, Adjustments & Transfers	\$ 257,457,293	\$ 267,907,024	\$ 132,961,765	49.6%
Contingency	\$ 37,297,804	\$ 43,753,256	\$ -	0.0%
Internal Transfers	\$ 23,826,000	\$ 23,826,000	\$ -	0.0%
Total Expenditures and Encumbrances	\$ 318,581,097	\$ 335,486,280	\$ 132,961,765	39.6%

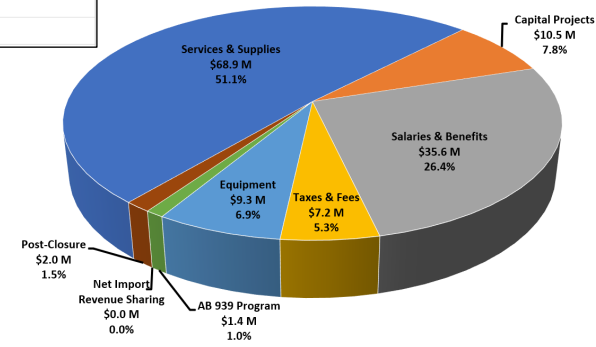
Fund 279 Post-Closure Maintenance ^[3]	\$ 11,910,510	\$ 11,910,510	\$ 1,979,964	16.6%
---	----------------------	----------------------	---------------------	--------------

[1] Capital spending is low due to the deferral of several major capital projects.

[2] Expenditures for revenue sharing distribution is scheduled at year-end.

[3] Post-Closure Maintenance expenditures are budgeted for Coyote Canyon and Santiago Canyon closed landfills. Funded by monies set aside in Non-Operating Fund 279.

3rd Quarter FY 2025/26 Actual Expenditures & Encumbrances



OC WASTE & RECYCLING Cash Balances FY 2019/2020 – FY 2025/2026 as of March 31, 2026

FUND Description	Restricted Fund?	FY 19/20	FY 20/21	FY 21/22	FY 22/23	FY 23/24	FY 24/25	FY 25/26 As of 3/31/2026
299 OC Waste & Recycling Enterprise / Operating ^[1]	No	\$238.12 M	\$260.55 M	\$270.15 M	\$323.31 M	\$297.13 M	\$247.77 M	\$265.42 M
273 Capital Project Fund	No	\$36.04 M	\$48.51 M	\$91.98 M	\$61.54 M	\$93.13 M	\$110.27 M	\$85.82 M
295 Importation Revenue Sharing Fund ^[2]	No	\$40.79 M	\$36.16 M	\$40.02 M	\$41.95 M	\$43.51 M	\$52.02 M	\$60.60 M
Operating Cash		\$314.95 M	\$345.22 M	\$402.15 M	\$426.80 M	\$433.78 M	\$410.06 M	\$411.84 M
275 Environmental Reserve (Liabilities)	No	\$61.51 M	\$32.11 M	\$42.58 M	\$43.33 M	\$45.11 M	\$46.94 M	\$48.39 M
279 Landfill Post-Closure Maintenance	No	\$144.44 M	\$142.75 M	\$145.79 M	\$165.08 M	\$169.72 M	\$218.80 M	\$222.35 M
Cash Earmarked for Future Obligations		\$205.95 M	\$174.86 M	\$188.38 M	\$208.41 M	\$214.83 M	\$265.74 M	\$270.74 M
272 Prima Deshecha Landfill & La Pata Avenue Gap Closure	Yes	\$0.10 M	\$0.00 M	\$0.00 M	\$0.00 M	\$0.00 M	\$0.00 M	\$0.00 M
274 Corrective Action Escrow	Yes	\$8.72 M	\$10.44 M	\$11.99 M	\$13.70 M	\$14.26 M	\$14.84 M	\$15.30 M
276 Deferred Payment Security Deposits	Yes	\$0.85 M	\$0.85 M	\$0.93 M	\$1.21 M	\$1.34 M	\$1.36 M	\$1.43 M
284 Bee Canyon Landfill Escrow (Closure)	Yes	\$30.98 M	\$31.30 M	\$31.46 M	\$32.02 M	\$33.35 M	\$34.71 M	\$35.79 M
286 Brea-Olinda Landfill Escrow (Closure)	Yes	\$41.29 M	\$41.71 M	\$41.92 M	\$43.67 M	\$49.48 M	\$51.46 M	\$53.07 M
287 Prima Deshecha Landfill Escrow (Closure)	Yes	\$21.82 M	\$22.04 M	\$22.16 M	\$25.55 M	\$30.59 M	\$31.81 M	\$32.80 M
288 FRB Wetland Creation & Agua Chinon Wash Riparian	Yes	\$0.88 M	\$0.88 M	\$0.88 M	\$0.88 M	\$0.88 M	\$0.88 M	\$0.88 M
Restricted Cash		\$104.54 M	\$107.22 M	\$109.35 M	\$117.04 M	\$129.90 M	\$135.06 M	\$139.27 M
TOTAL CASH		\$625.54 M	\$627.30 M	\$699.88 M	\$752.24 M	\$778.51 M	\$810.86 M	\$821.85 M

[1] Fund 299 Operating includes cash earmarked for AB939 surcharge, closure funding, capital expenditures funding, and Reserves (25% of Operating Expense Budget).

[2] Fund 295 (FKA Fund 285 Bankruptcy Recovery Fund) distribution of Importation Net Revenue occurs after the close of the fiscal year by September 29th. Cash balance is held in the fund until the annual distribution.